



Kindergarten Blizzard Bag

Dear Families,

Here's how a Blizzard Bag Day works - Simply see the enclosed lessons and complete them with your child. Some lessons will need assistance from a "grown-up" so please review the lessons with your child. Lessons are intended to enrich our curriculum, so please have fun with them. ©

Your Blizzard Bag contains: Cover Sheet, Lessons, 2 Reading Books, and a pencil.

Lesson #1 - Writing

Write 2 to 3 sentences and draw a picture about your snow day.

Lesson #2 - Reading

Read any book from home or go to the Shelby City School's website and click on students. Then, click on TumbleBooks and choose level C for your child to read a book online.

Lesson #3 - ABC Work


Fill in the appropriate uppercase or lowercase letter.

Lesson #4 - Math

Practice writing numbers 1-20.

Fun suggestions to do in snow!

- Practice writing name, letters, words, etc. in the snow
- Count snowballs
- Make 3D shapes - cubes, spheres, cones, etc.
- Fill a cup with snow and bring inside - how long does it take to melt?




Please return this Blizzard Bag and all of its content as soon as lessons are completed.


Any questions and/or comments, please let us know!

Thanks!


Mrs. Finn ----- Mrs. Greenwood ----- Mrs. Hlad



Name _____



Four sets of handwriting practice lines. Each set consists of a solid top line, a dashed middle line, and a solid bottom line.



Print the missing capital or lowercase letters.

A

b

c

D

e

F

g

H



i

j

K

L

M



Print the missing capital or lowercase letters.

N

O

P

Q

R

S

T

U

V

W

X

Y

Z

